



by KELLY SWEMBA

illustrated by
FABIANA FAIALLO

book comparison
ACTIVITY PACK

RESOURCES DESIGNED BY: the sunny side

BOOK COMPANION

activity guide

FEELING SYMBOLISM


Copy FEELING SYMBOLISM pages on white copy paper. First, discuss that symbolism is when authors use objects to symbolize emotions or feelings. Provide pencils and crayons for children to write the type of weather pictured, the feeling it could symbolize, and draw the color in the table. Use the attached answer key to check for understanding.

FEELINGS GUIDE

Copy the FEELINGS GUIDE on white copy paper. Copy back-to-back to print as a brochure. Go over each part of the guide with children and have them complete the brochure with pencils and decorate their guide with their favorite art supply.

YOU WILL NEED:

- White paper
- Art supplies
- Scissors
- Pencils
- Glue sticks



UMBRELLA CRAFT


Copy the UMBRELLA CRAFT TEMPLATES on white copy paper or white cardstock if children are painting. Encourage students to cut apart and assemble the craft according to the final images. Then, children will write on the lined paper about all the different feelings they feel.









RESOURCES DESIGNED BY: the subway side

Name: _____

FEELING SYMBOLISM



Symbolism is when authors use objects to show emotions. In *MISSING VIOLET*, weather and colors show how Mia is feeling. Complete the chart below by using types of weather and color to show different feelings.

| PICTURE | WEATHER | FEELING | COLOR |
|---|---------|---------|-------|
|  | | | |
|  | | | |
|  | | | |
|  | | | |
|  | | | |
|  | | | |







Name: _____

ANSWER KEY

FEELING SYMBOLISM



Symbolism is when authors use objects to show emotions. In MISSING VIOLET, weather and colors show how Mia is feeling. Complete the chart below by using types of weather and color to show different feelings.


| PICTURE | WEATHER | FEELING | COLOR |
|---|---------|------------|--------|
|  | Cloudy | Worried | Grey |
|  | Rainy | Sad | Blue |
|  | Windy | Excited | Green |
|  | Sunny | Happy | Yellow |
|  | Stormy | Frustrated | Orange |
|  | Tornado | Mad | Red |

WHO CAN YOU TALK TO ABOUT YOUR FEELINGS?

AUTHOR- KELLY SWEMBA


ILLUSTRATOR- FABIANA FAIALLO

PUBLISHER – BEAMING BOOKS



ME FEELING DIFFERENT EMOTIONS

A GUIDE TO MY FEELINGS



RESOURCES DESIGNED BY: *the subway side*


WHO CAN YOU TALK TO ABOUT YOUR FEELINGS?

AUTHOR- KELLY SWEMBA

Handwriting practice lines consisting of two sets of three horizontal lines each: a solid top line, a dashed middle line, and a solid bottom line.


ILLUSTRATOR- FABIANA FAIALLO

PUBLISHER – BEAMING BOOKS



ME FEELING DIFFERENT EMOTIONS

A GUIDE TO MY FEELINGS




RESOURCES DESIGNED BY: *the subway side*

WHO CAN YOU TALK TO ABOUT YOUR FEELINGS?

AUTHOR- KELLY SWEMBA


ILLUSTRATOR- FABIANA FAIALLO

PUBLISHER – BEAMING BOOKS



ME FEELING DIFFERENT EMOTIONS

A GUIDE TO MY FEELINGS



RESOURCES DESIGNED BY: *the subway side*


HOW CAN YOU HAVE HOPE WHEN YOU FEEL SAD?

YOU HAVE HOPE WHEN YOU FEEL SAD?



COLOR THE PAINT SPLATTERS

PAINT SPLATTERS



HOW CAN COLORS SHOW FEELINGS?



RIGHT NOW I FEEL...

I FEEL...


HOW CAN YOU HAVE HOPE WHEN YOU FEEL SAD?

YOU HAVE HOPE WHEN YOU FEEL SAD?

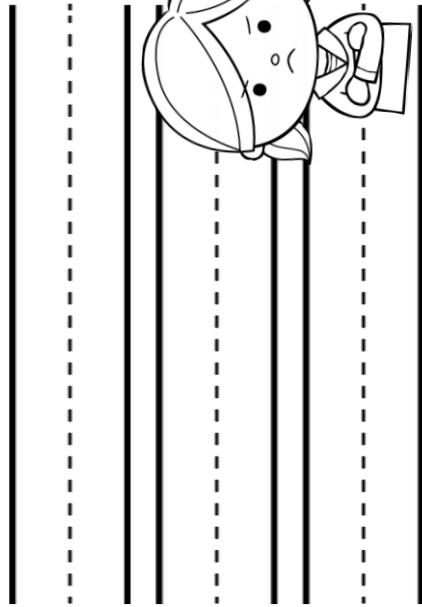


COLOR THE PAINT SPLATTERS

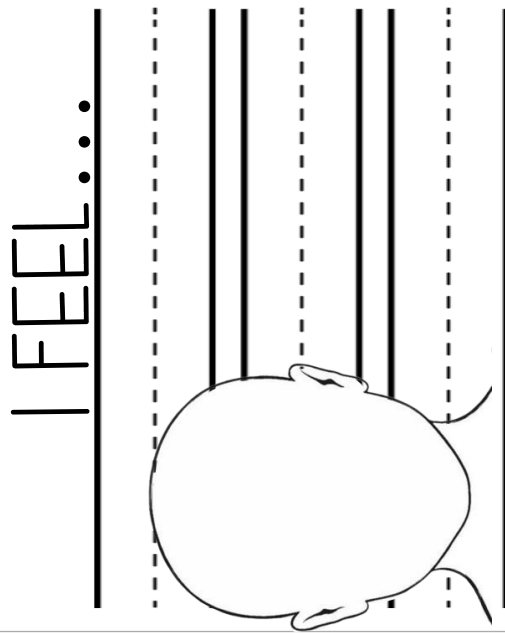
PAINT SPLATTERS



HOW CAN COLORS SHOW FEELINGS?



RIGHT NOW I FEEL...



HOW CAN YOU HAVE HOPE WHEN YOU FEEL SAD?

YOU HAVE HOPE WHEN YOU FEEL SAD?

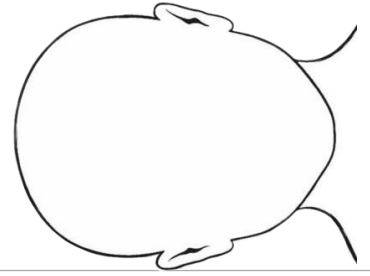
YOU FEEL SAD?



HOW CAN COLORS SHOW FEELINGS?




RIGHT NOW I FEEL...





RESOURCES DESIGNED BY: the subway side

COLOR THE PAINT SPLATTERS

PAINT SPLATTERS



UMBRELLA ART

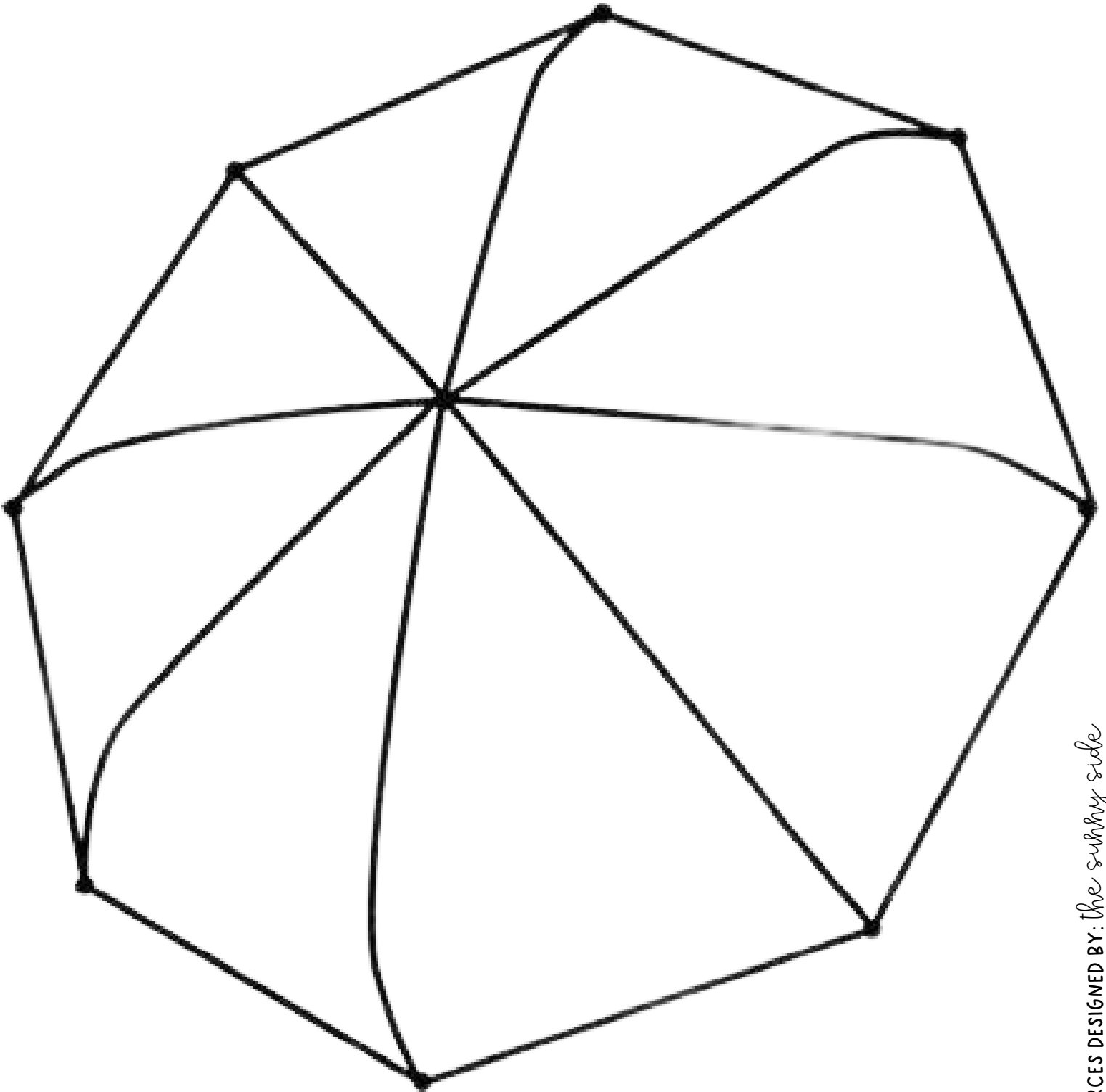


Copy umbrella template on white copy paper or cardstock. Use crayons or watercolors to color the umbrella and assemble craft as shown.

RESOURCES DESIGNED BY: the subway side

UMBRELLA TEMPLATE


Copy on white paper or cardstock



RESOURCES DESIGNED BY: *the subway side*

UMBRELLA TEMPLATE


Copy on brown or black construction paper



RESOURCES DESIGNED BY: *the subway side*

RAINDROPS TEMPLATE

Copy on blue construction paper



RESOURCES DESIGNED BY: *the subway side*

Name: _____

THE FEELINGS

I FEEL...



Name: _____

THE FEELINGS

I FEEL...



Name: _____

THE FEELINGS

I FEEL...



Name: _____

THE FEELINGS

I FEEL...



Name: _____

THE FEELINGS

I FEEL...

Handwriting practice lines consisting of a solid top line, a dashed middle line, and a solid bottom line.



Name: _____

THE FEELINGS

I FEEL...

Handwriting practice lines consisting of a solid top line, a dashed middle line, and a solid bottom line.



Name: _____

THE FEELINGS

I FEEL...



Name: _____

THE FEELINGS


I FEEL...



CREDITS PAGE

The author – Kelly Swemba

Kelly Swemba has been passionate about big feelings since she was little. She holds a master's degree in psychiatric nursing and has also worked as a preschool intervention aide for children with autism. She's a member of SCBWI, 12x12, and Children's Book Insider. Kelly lives with her family in Columbus, Ohio. This is her first picture book.



CONNECT WITH KELLY



The illustrator – Fabiana Faiallo

Fabiana Faiallo is a freelance illustrator who has done work for children's magazines, textbooks, and children's books. She was born and raised in Brazil, and still lives there today.







THESE RESOURCES WERE DESIGNED BY MOLLY AT

the sunny side





EMAIL OR VISIT HER WEBSITE FOR MORE
INFORMATION.



YOU MAY

-  Use this guide for personal use.
-  Use this guide in your classroom and with your students.
-  Copy this guide for your class and your students.
-  Copy this guide for your child and personal home use.

YOU MAY *not*

-  Give this guide to others.
-  Copy this guide for others.
-  Post this guide on a website; personal, school, or district.
-  Copy or modify any part of this guide to offer others for free or for sale.



THESE RESOURCES WERE DESIGNED BY MOLLY AT

the sunny side

EMAIL OR VISIT HER WEBSITE FOR MORE
INFORMATION.

